



# HILTI SUBMITTAL PACKAGE OSHA 1926.1153 TABLE 1 SECTION X:

## Jackhammers and handheld powered chipping tools

Current Hilti breakers with dust control solutions:

- TE 300-A 36 (DRS-C)
- TE 500-A 36 (DRS-B)
- TE 500 (DRS-B)
- TE 500-AVR (DRS-B)
- TE 700-AVR (DRS-B)
- TE 800-AVR (DRS-B)
- TE 1000-AVR (DRS-B)
- TE 1500-AVR (DRS-B)
- TE 2000 (DRS-B)
- TE 3000-AVR (DRS 3000)



DRS-B



For instructions on how to assemble these systems, please refer to the Hilti North America Youtube page



## OSHA 1926.1153 TABLE 1 REQUIREMENTS

The above Hilti breakers with dust control solutions fall under OSHA 1926.1153 Table 1, Line (x) Jackhammers and handheld powered chipping tools. Below is the excerpt from Table 1 which states options for compliance and when a respirator may need to be worn depending on the environment and time of the application.
























Engineering and work practice control methods	Required respiratory protections and minimum Assigned Protection Factor (APF)	
	≤ 4 hours / shift	> 4 hours / shift
Use tool with water delivery system that supplies a continuous stream or spray of water at the point of impact.		
• When used outdoors	None	APF 10
• When used indoors or in an enclosed area	APF 10	APF 10
OR		
Use tool equipped with commercially available shroud and dust collection system.		
Operate and maintain tool in accordance with manufacturer's instructions to minimize dust emissions.		
Dust collector must provide the air flow recommended by the tool manufacturer, or greater, and have a filter with 99% or greater efficiency and a filter-cleaning mechanism.		
• When used outdoors	None	APF 10
• When used indoors or in an enclosed area	APF 10	APF 10

To verify the generation of your tool, check the rating plate, or call Hilti at 800-879-8000 with your serial number. To check fit of the DRS-B with older tool generations, check the sticker on the inside of the case on the DRS-B, or refer to the instruction manual.



# SYSTEM OVERVIEW

Hilti combihammers, and breakers can be OSHA 1926.1153 Table 1 compliant through the use of a compatible Hilti dust collection shroud connected to a Hilti vacuum. All Hilti vacuums have a 99% or greater efficiency and a filter-cleaning mechanism. Hilti currently offers the below systems with this configuration:

Tool <sup>1</sup>	Accessory	Vacuum (use any)
 TE 300 A36	 DRS-C	 VC 75-1-A22 <sup>2</sup>
 TE 500-A 36		 VC 125-6
 TE 500 & TE 500-AVR		 VC 125-9
 TE 700-AVR		 VC 20-U
 TE 800-AVR	 TE DRS-B	 VC 150-6 X
 TE 1000-AVR		 VC 150-6 XE
 TE 2000-AVR		 VC 40-U
 TE 3000-AVR		 VC 150-10 X
 TE 3000-AVR	 TE DRS 3000	 VC 40-UE
		 VC 150-10 XE
		 VC 300-17 X

<sup>1</sup> Previous generations of tools may have different item numbers or nomenclature. Check with your local Hilti representative or product instruction manual to verify  
<sup>2</sup> If a decrease in suction occurs with the VC 75-1-A22, Hilti's manufacturer guidelines recommends pushing the filter cleaning button on the tool to clear the filter.



Hilti, Inc. 1-800-879-8000  
en español 1-800-879-5000  
[www.hilti.com](http://www.hilti.com)

Hilti (Canada) Corporation 1-800-363-4458  
[www.hilti.ca](http://www.hilti.ca)