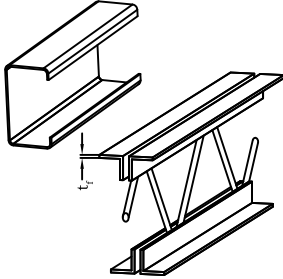
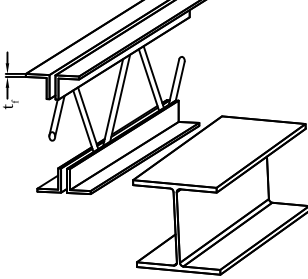
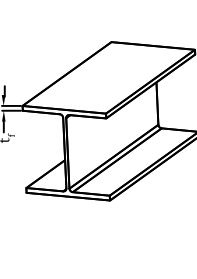



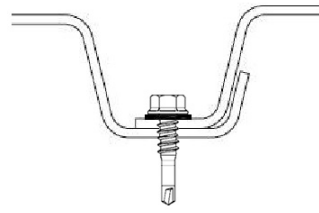




# Hilti Deck Fastening Systems

## Structural General Notes and Selection Tables

### Mechanical Fasteners

1. Install powder-actuated and screw fasteners according to the manufacturer's recommendations.
2. Powder-actuated fasteners shall be manufactured from AISI 1070 modified steel, austempered to a Rockwell C Hardness of 52 - 58. Screw frame fasteners shall be manufactured from Grade 1010 to 1022 or 10B08 to 10B22 carbon steel per ASTM A510.
3. Powder-actuated fasteners shall have full-tip knurled shanks and minimum 12-mm diameter steel washers. Screw frame fasteners shall have wave form cutting edge self-drilling tips and Hex Washer Heads.
4. Powder-actuated and screw frame fasteners shall be zinc plated to a thickness of 5mm in accordance with ASTM B633, Sc. 1, Type III.
5. Powder-actuated and screw frame fasteners shall be SDI listed for diaphragm design and wind uplift, UL and FM listed for fire resistance and wind uplift. Sidelap connectors shall be FM listed for wind uplift.
6. Approved frame fasteners shall be Hilti X-HSN 24 or X-ENP-19 powder-actuated fasteners or Hilti S-MD 12-24x1-5/8 HWH5 screw fasteners at locations and spacing shown on drawings.
7. Approved sidelap connectors shall be Hilti S-SLC 01 M HWH or S-SLC 02 M HWH sidelap connectors at locations and spacing shown on drawings.
8. The installer that will be using the tools to attach the powder-actuated frame fasteners shall be trained and certified by fastener manufacturer's representative on the general use of powder-actuated technology and fastening guidelines for the attachment of steel deck. The installer that will be using the tools to attach the screw fasteners shall be trained by fastener manufacturer's representative on the proper tools and fastening guidelines for the attachment of steel deck.

<p>K, LH, DLH SERIES JOIST AND COLD-FORMED STEEL PURLINS BASE STEEL THICKNESS: 16 ga. - 1/8"</p> 	<p>K, LH, DLH SERIES JOIST AND W/M SHAPES FLANGE THICKNESS: 1/8" - 3/8"</p> 	<p>W/M SHAPES FLANGE THICKNESS: ≥ 1/4"</p> 
 <p>HILTI S-MD 12-24x1-5/8 HWH5 (16 ga (1.52mm) ≤ t<sub>r</sub> ≤ 1/8" (3mm))</p>	 <p>HILTI X-HSN 24 (1/8" (3mm) ≤ t<sub>r</sub> ≤ 3/8" (10mm))</p>	 <p>HILTI X-ENP-19 L15 (t<sub>r</sub> ≥ 1/4" (6mm))</p>
 <p>SIDELAP CONNECTOR WITH NESTABLE DECK</p>		
 <p>HILTI S-SLC 01 M HWH 18 GA. to 26 GA.</p>	 <p>HILTI S-SLC 02 M HWH 16 GA. to 22 GA.</p>	

1 USE OF S-SLC 01 M HWH WITH 18 GA. STEEL DECK IS RECOMMENDED ONLY FOR STANDARD TENSILE STRENGTH (45 KSI ≤ F<sub>u</sub> ≤ 65 KSI) STEEL DECK, FOR HIGH TENSILE STRENGTH (F<sub>u</sub> > 65 KSI) 18 GA. STEEL DECK, USE S-SLC 02 M HWH.