



ANCHOR SELECTOR / Chemical – Adhesives



	For Use with	Concrete Condition				Acceptable Drilling Method			SAFESET Installation	ICC ES ICC-ES, IAPMO-ER Approvals or Hilti Technical Data (■)								Base Material Temperature at Installation		Cure Time (Working Time)			Environmental Qualifications							
		Rebar	Anchor Rod	Dry	Water Saturated	Water Filled Holes	Submerged	Hammer Drilling		Hollow Drill Bit	Diamond Core	Uncracked	Cracked	Seismic	Grouted Masonry	Hollow Masonry	Solid Brick	Hollow Brick	Hollow core	Multi Wythe Brick	Minimum	Maximum	Lowest Install Temperature	Mid Install Temperature (68 °F/20 °C)	Highest Install Temperature	NSF Approval	Green Building Materials Certification			
Hybrid Adhesives (Fast Cure)																														
HIT-HY 200-R		■	■	■	■	No Load Reduction		■	■	■	■	ESR-3187	ESR-3187	ESR-3187/ ESR-3963	ESR-3963									14 °F (-10 °C)	104 °F (40 °C)	20 hr. (3 hr)	1.5 hr. (15 min)	1 hr. (6 min)	■	■
HIT-HY 200-A		■	■	■	■	No Load Reduction		■	■	■	■	ESR-3187	ESR-3187	ESR-3187/ ESR-3963	ESR-3963									14 °F (-10 °C)	104 °F (40 °C)	7 hr. (1.5 hr)	45 min (7 min)	30 min (3 min)	■	■
HIT-HY 100		■	■	■	■			■	■		■	ESR-3574	ESR-3574	ESR-3574/ ER-547	ER-547									14 °F (-10 °C)	104 °F (40 °C)	12 hr. (3 hr)	1 hr. (8 min)	30 min (2 min)	■	■
HIT-HY 270		■	■	■	■			■	■		■			ESR-4143	ESR-4143	ESR-4143	ESR-4143	ESR-4143	ESR-4143	ESR-4143	ESR-4143	ESR-4144		23 °F (-5 °C)	104 °F (40 °C)	6 hr. (10 min)	1.5 hr. (4 min)	20 min (1 min)	■	■
HIT-HY 10 PLUS		■	■	■	■			■	■		■				■	■			■					41 °F (5 °C)	104 °F (40 °C)	2.5 hr. (10 min)	45 min (5 min)	20 min (2 min)	■	■
HIT-ICE		■	■	■	■			■	■		■				■									-10 °F (-23 °C)	90 °F (32 °C)	36 hr. (1.5 hr)	1 hr. (5 min)	35 min (1 min)	■	■
Epoxy Resins (Slow Cure)																														
HIT-RE 500 V3		■	■	■	■	No Load Reduction	■	■	■	■	■	ESR-2322/ ESR-3814	ESR-2322/ ESR-3814	ESR-2322/ ESR-3814										23 °F (-5 °C)	105 °F (41 °C)	168 hr. (2 hr)	6.5 hr. (25 min)	4 hr. (10 min)	■	■
HIT-RE 100		■	■	■	■			■	■		■	ESR-3829	ESR-3829	ESR-3829										41 °F (5 °C)	104 °F (40 °C)	72 hr. (2.5 hr)	12 hr. (30 min)	4 hr. (12 min)	■	■
HIT-RE 10		■	■	■	■			■	■		■													41 °F (5 °C)	104 °F (40 °C)	72 hr. (5 hr)	24 hr. (60 min)	12 hr. (30 min)	■	■
Adhesive Capsules (Fast Cure)																														
HVU2			■	■	■	No Load Reduction		■	■	■	■	ESR-4372	ESR-4372	ESR-4372										14 °F (-10 °C)	104 °F (40 °C)	5 hr	5 min	5 min	■	■







ANCHOR SELECTOR / Chemical — Rods & Elements

















For Use with		Material	Available thread sizes (● = off the shelf ○ = make to order, up to 144" in length)																SafeSet Installation
 Injectable adhesives	 Adhesive capsules	Steel grade / coating	1/4"	5/16"	3/8"	1/2"	5/8"	3/4"	7/8"	1"	1-1/8"	1-1/4"	1-1/2"	1-3/4"	2"	2-1/4"	2-1/2"	SAFESET	




Cone Shaped "Zero-Cleaning" Anchor Rods

HIT-Z		■ with HIT-HY 200			●	●	●	●										no bore hole cleaning required
HIT-Z-R		■ with HIT-HY 200			●	●	●	●										(above 5°C / 41°F, with HIT-HY 200)

All-Threaded Anchor Rods

HAS-V-36		■		Carbon steel, zinc plated	ASTM F1554 Grade 36 	●	●	●	●	●	●	●	○	○	○	○	○	Installation with SafeSet technology, using suitable TE-CD or TE-YD hollow drill bits and Hilti vacuum cleaner
HAS-E-55		■	■		ASTM F1554 Grade 55 			●	●	●	●	●	○	●	○	○	○	
HAS-B-105		■	■		ASTM F1554 Grade 105 			●	●	●	●	●	○	●	○	○	○	
HAS-V-36 HDG		■		Carbon steel, hot dip galvanized	ASTM F1554 Grade 36 			●	●	●	●	●	○	○	○	○	○	
HAS-E-55 HDG		■	■		ASTM F1554 Grade 55 			○	○	○	○	○	○	○	○	○	○	
HAS-B-105 HDG		■	■		ASTM F1554 Grade 105 			●	●	●	●	●	○	●	○	○	○	
HAS-R 304 SS		■	■	Stainless steel	Stainless steel 304	○		●	●	●	●	●	○	○	○	○	○	
HAS-R 316 SS		■	■		Stainless steel 316		○		●	●	●	●	●	○	○	○	○	

Internally Threaded Inserts

HIS-N		■	■	Carbon steel, zinc plated				●	●	●	●							Installation with SafeSet technology, using suitable TE-CD or TE-YD hollow drill bits and Hilti vacuum cleaner
HIS-RN		■	■	Stainless steel 316				●	●	●	●							
HIT-IC		■ with HIT-HY 270		Carbon steel, zinc plated			●	●	●									





ANCHOR SELECTOR / Mechanical



		Anchor Material					Anchor Diameters		ICC-ES & IAMPO Approvals or Hilti Technical Data (■)					Approvals / Test reports							
		CS Carbon Steel	MG Mechanically Galvanized	HDG Hot Dipped Galvanized	304 Stainless Steel 304	316 Stainless Steel 316	Min.	Max.	Un-cracked	Cracked	Seismic	Concrete Over Metal Deck	Grouted Masonry	Hollow Masonry	UL Listing	FM Approval	COLA/LABC/LARC ¹	Miami-Dade	LEED	Florida Building Code HVHZ ¹	ICC IBC ¹
Heavy Duty																					
HDA Undercut Anchor		■				■	M10	M20	ESR-1546	ESR-1546	ESR-1546						■ (COLA)	■		■	
HSL4 Expansion Anchor		■				■	M8	M24	ESR-4386	ESR-4386	ESR-4386						■	■		■	
Expansion Anchors																					
KWIK Bolt KB-TZ2		■			■	■	1/4"	1"	ESR-4266	ESR-4266	ESR-4266	ESR-4266	ESR-4561		■	■	■		■	■	■
KWIK Bolt KB1		■					3/8"	3/4"	ER-678	ER-678	ER-678	ER-678	ER-677		■	■	■		■	■	■
KWIK Bolt 3				■	■	■	3/8"	1"	ESR-2302				ESR-2302	ESR-1385		■	■	■	■	■	■
Screw Anchors																					
KH-EZ/KH-EZ CRC/KH-EZ SS316		■	■			■	1/4"	3/4"	ESR-3027	ESR-3027	ESR-3027/ ESR-3056	ESR-3027	ESR-3056				■		■	■	■
KWIK HUS		■					3/8"	3/4"	■										■		■
KH-EZ C/KH-EZ C SS316		■				■	1/4"	3/8"	ESR-3027	ESR-3027	ESR-3027/ ESR-3056	ESR-3027	ESR-3056				■		■	■	■
KWIK HUS-EZ I/E		■					1/4"	1/2"	ESR-3027	ESR-3027	ESR-3027	ESR-3027			■	■			■	■	■
KH-EZ P/PM/PL		■					1/4"	1/4"	ESR-3027	ESR-3027	ESR-3027/ ESR-3056	ESR-3027	ESR-3056				■		■	■	■
Flush Anchors																					
HDI/ HDI+/ HDI-L+		■				■ (303 SS)	1/4"	3/4"	■				■		■	■			■		■
HDI-P		■					1/4"	1/2"	■						■	■			■		■
HDI-P TZ		■					3/8"	3/8"	ESR-4236	ESR-4236	ESR-4236				■	■	■		■	■	■
Cast-In Anchors																					
KCS-WF/KCM-WF/KCM-PD		■					1/4"	3/4"	ESR-4006/ ESR-4145	ESR-4006/ ESR-4145	ESR-4006/ ESR-4145				■	■	■		■	■	■
KWIK CAST KCM-MD		■					1/4"	3/4"	ESR-4145	ESR-4145	ESR-4145	ESR-4145			■	■	■		■	■	■
KCC-WF/ KCC-MD		■					3/8"	1/2"	ESR-4145	ESR-4145	ESR-4145	ESR-4145			■	■	■		■	■	■
Light Duty Anchors																					
HLC		■				■	1/4"	3/4"	■				■						■		■
KWIK-CON II+/KWIK-CON +		■				■ (410 SS)	3/16"	1/4"	■					■			■		■		■

1: Located in ICC ESR document

