

All loading and design criteria supplied by customer is assumed accurate. Only the stated Design Assumptions were considered, and must be verified by the responsible Engineer of Record (EOR). The basis of Hilti component and connection design is the published data in the current Hilti Technical Guide, including material and cross-section properties, allowable load values, factors of safety, methods of calculation, and limiting factors. The EOR must verify suitability for any specific application, and the capacity of the supportive structure to receive the shown configuration and associated reaction loads. Modification to components and/or design may alter performance and must be evaluated by the EOR.

TYPICAL DETAIL TYPE:  
**CABLE TRAY SUPPORT**

TYPICAL DETAIL DESCRIPTION:  
**GOALPOST - DIRECT W/X-BT**

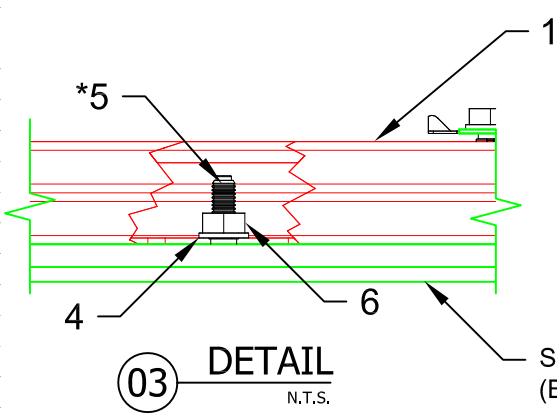
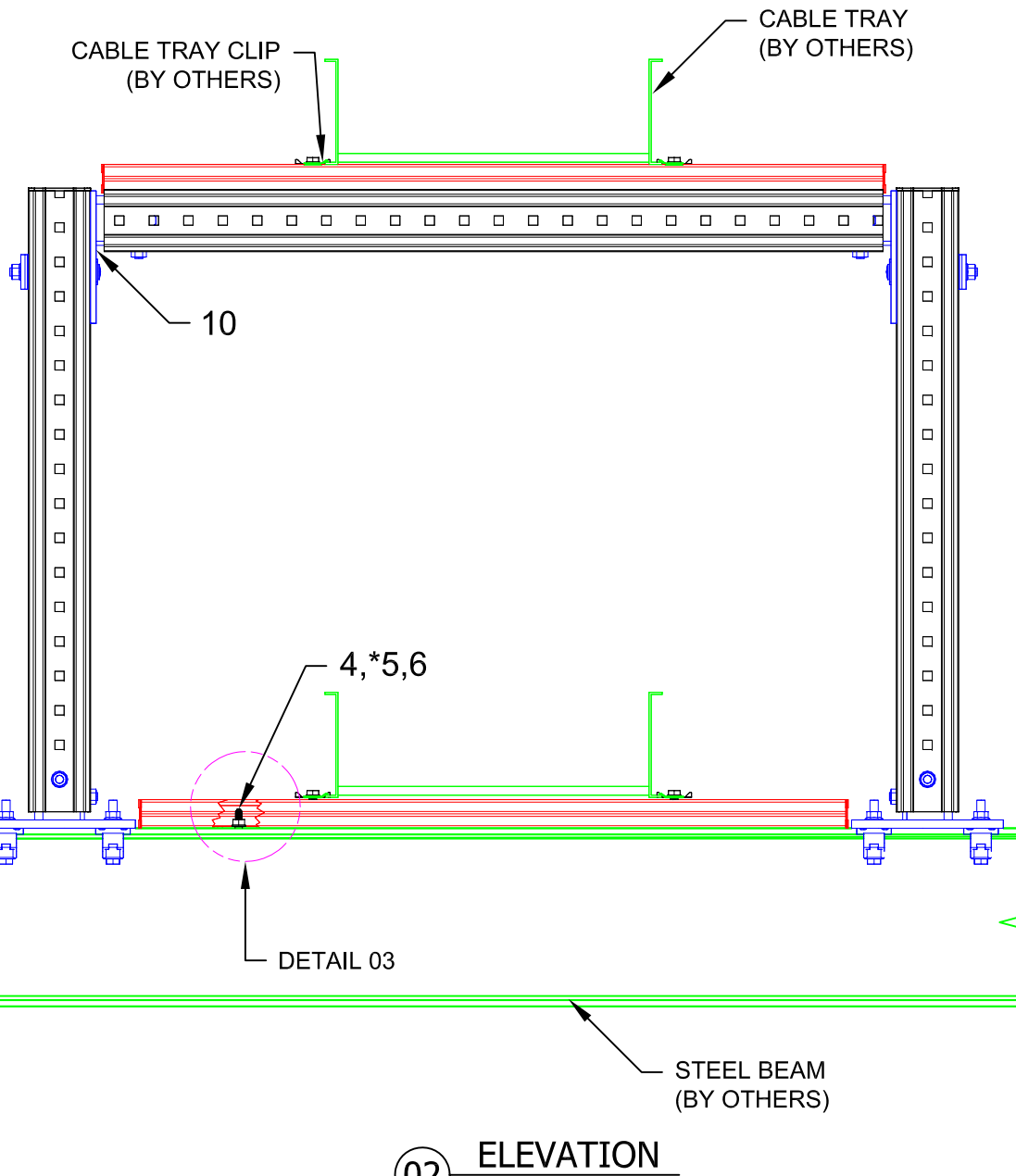
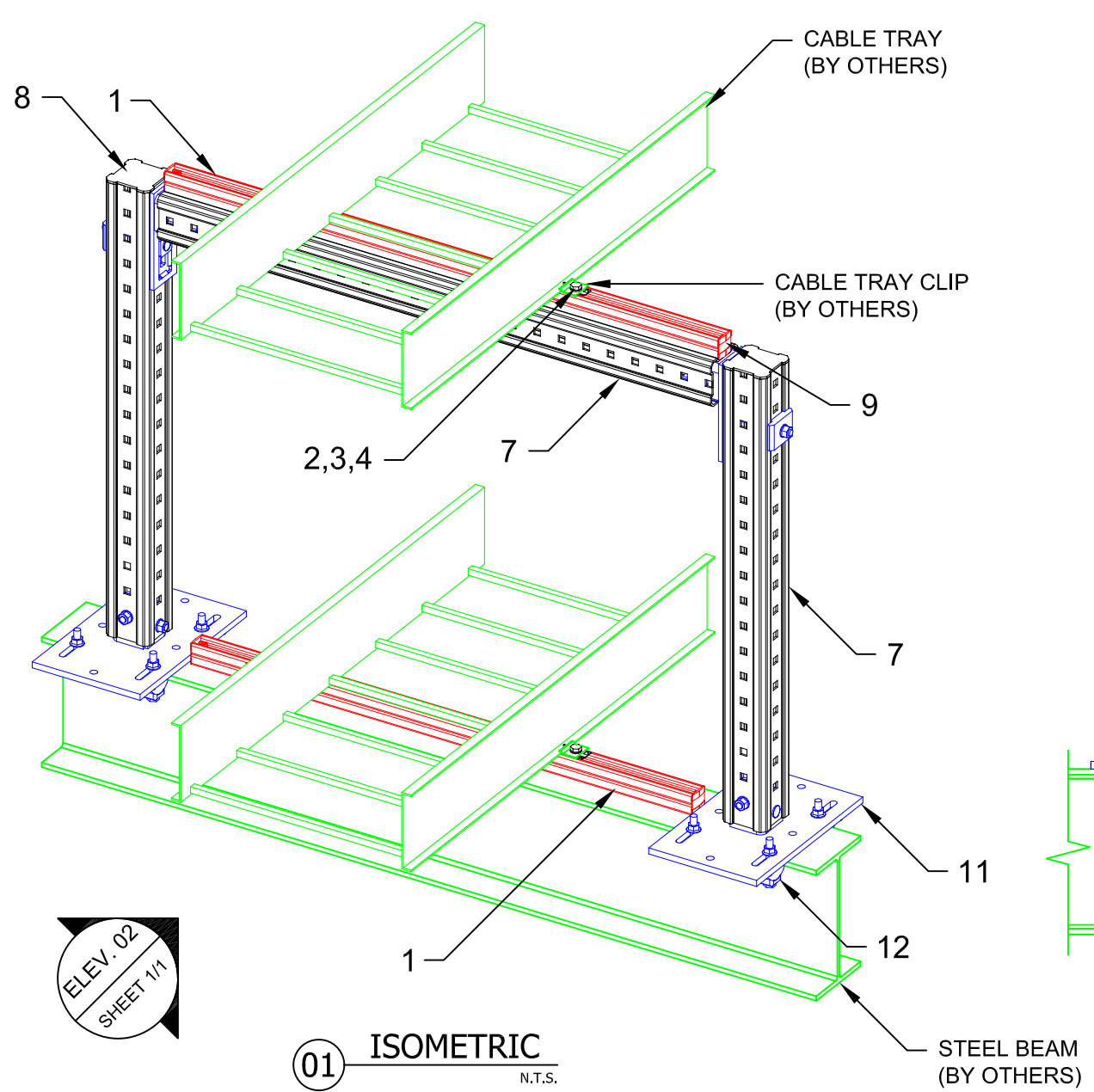
DESIGNED BY: KL	REVIEWED BY: AJV
DRAWN BY: GAB	ISSUE DATE: 05 JAN 15

REVISIONS:

NO.	DESCRIPTION:	DATE:
A	ORIGINAL ISSUE	05 JAN 15

TYPICAL DETAIL NOMENCLATURE:  
**CT-D01-S**

DRAWING NUMBER: <b>01</b>	SHEET: <b>1/1</b>
------------------------------	----------------------



- NOTE(S):**
- PRELIMINARY NOT FOR CONSTRUCTION
  - DESIGN ASSUMPTIONS:
    - NO LOADS CONSIDERED - CONCEPT ONLY
    - LATERAL LOADS NOT CONSIDERED
    - BUILDING CODE: NOT SPECIFIED
    - CORROSION RESISTANCE REQ'D.: NOT SPECIFIED
  - REFER TO COMPONENT MANUFACTURER'S IFUs FOR REQUIRED INSTALLATION INFO.
  - E.O.R. MUST BE NOTIFIED OF ANY DEVIATIONS FROM EXISTING/NEW SUBSTRATE CONDITIONS SHOWN HEREIN TO VALIDATE ACCEPTANCE OF THIS HILTI DESIGN PRIOR TO INSTALLATION.
  - \*MATERIAL THICKNESS IN STEEL BASE ≥ 5/16". MINIMUM EDGE DISTANCE AND MINIMUM SPACING ARE 1/4" AND 5/8" RESPECTIVELY.

MIC-S90-X  
**Beam Width Table**

X	'B' Width	Item No.
A	2.9 to 6.5	304812
B	6.5 to 9.2	304813
C	9.2 to 11.8	304814

No.	Unit Qty	Unit	Description	Box Qty	# Boxes Needed	Item No.
1	AS REQ'D	EA	STRUT HS-158-12/PG 10'	1	AS REQ'D	407555
2	AS REQ'D	EA	WING NUT MQM-F3/8"	50	AS REQ'D	377882
3	AS REQ'D	EA	HEX HEAD BOLT 3/8" x 1-1/4"	100	AS REQ'D	411764
4	AS REQ'D	EA	WASHER 3/8"	200	AS REQ'D	411757
5	AS REQ'D	EA	X-BTW10-24-6 SN12-R	100	AS REQ'D	377076
6	AS REQ'D	EA	HEX NUT-HEAVY DUTY 3/8"	100	AS REQ'D	411752
7	AS REQ'D	EA	GIRDER MI-90 3M	1	AS REQ'D	304798
8	AS REQ'D	EA	GIRDER END CAP MIA-EC90	25	AS REQ'D	432077
9	AS REQ'D	EA	CHANNEL END CAP MEK RED	50	AS REQ'D	244886
10	AS REQ'D	EA	CONNECTOR MIC-90-U	4	AS REQ'D	304803
11	AS REQ'D	EA	CONNECTOR MIC-S90-X STEEL (SEE TABLE)	VARIES	AS REQ'D	VARIES
12	AS REQ'D	EA	BEAM CLAMP MI-SGC-M12	16	AS REQ'D	233859

\\hilti.com\US\TEAMS\installations\Projects\TYPICALS\CABLE TRAY (CT)\CAD\CT-D01-S.dwg, 1/5/2015 1:00:25 PM