



All loading and design criteria supplied by customer is assumed accurate. Only the stated Design Assumptions were considered, and must be verified by the responsible Engineer of Record (EOR). The basis of Hilti component and connection design is the published data in the current Hilti Technical Guide, including material and cross-section properties, allowable load values, factors of safety, methods of calculation, and limiting factors. The EOR must verify suitability for any specific application, and the capacity of the supportive structure to receive the shown configuration and associated reaction loads. Modification to components and/or design may alter performance and must be evaluated by the EOR.

TYPICAL DETAIL TYPE:
CABLE TRAY SUPPORT

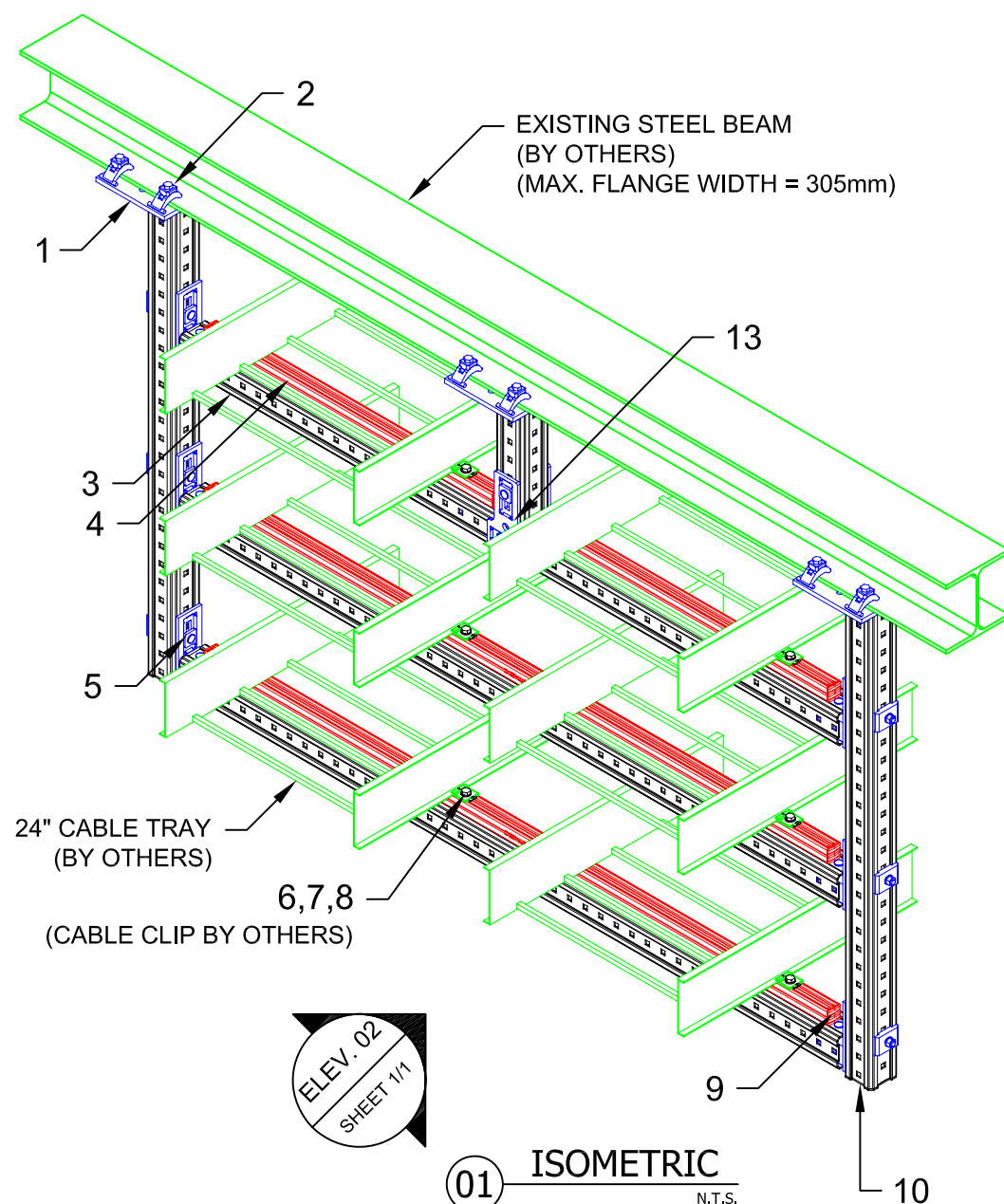
TYPICAL DETAIL DESCRIPTION:
TRAPEZE - 3 TIER "DOUBLE"

DESIGNED BY: KL	REVIEWED BY: AJV
DRAWN BY: BAP	ISSUE DATE: 03 DEC 14

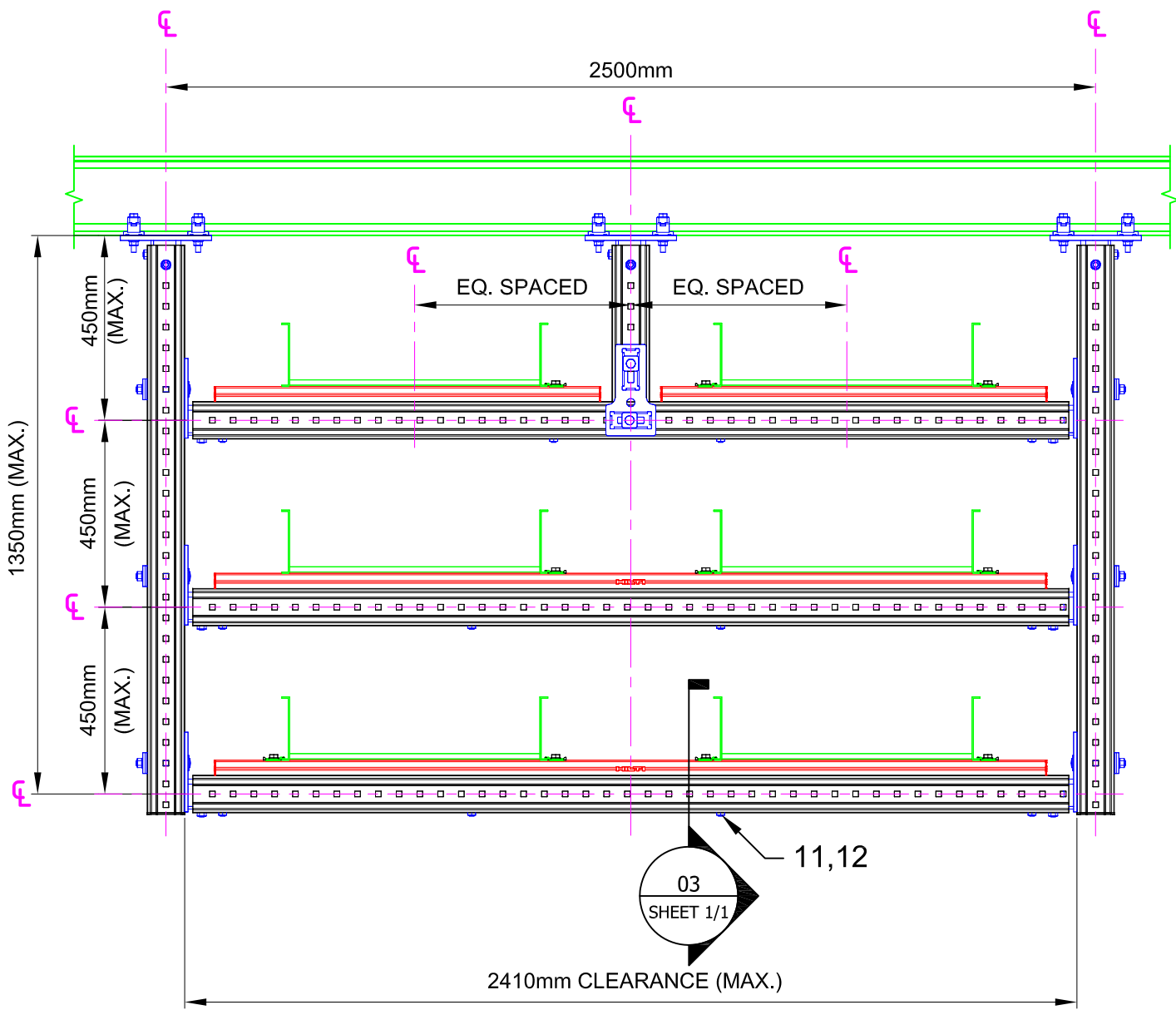
NO.	DESCRIPTION:	DATE:
A	ORIGINAL ISSUE	03 DEC 14

TYPICAL DETAIL NOMENCLATURE:
CT-TR03-S

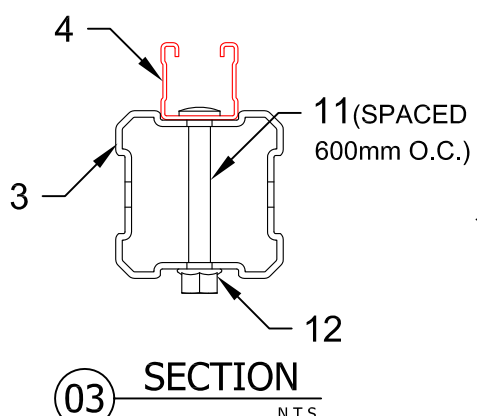
DRAWING NUMBER: 01	SHEET: 1/1
------------------------------	----------------------



01 ISOMETRIC
N.T.S.



02 ELEVATION
N.T.S.



03 SECTION
N.T.S.

NOTE(S):
 1. PRELIMINARY NOT FOR CONSTRUCTION
 2. DESIGN ASSUMPTIONS:
 a. DESIGN LOADS (STATIC, U.N.O.):
 DL: 675 lb = 450 lb x 1.5 PER CABLE TRAY
 b. LATERAL LOADS NOT CONSIDERED
 c. BUILDING CODE: NOT SPECIFIED
 d. CORROSION RESISTANCE REQD.: HDG
 e. MAX. SUPPORT SPACING = NOT SPECIFIED
 3. REFER TO COMPONENT MANUFACTURER'S IFUs FOR REQUIRED INSTALLATION INFO.

MIC-S90-X

X	'B' Width	Item No.
A	2.9 to 6.5	304812
B	6.5 to 9.2	304813
C	9.2 to 11.8	304814

No.	Unit Qty	Unit	Description	Box Qty	# Boxes Needed	Item No.
1	3	EA	CONNECTOR MIC-S90-X STEEL (SEE TABLE)	VARIES	VARIES	VARIES
2	12	EA	BEAM CLAMP MI-SGC-M12	16	1	233859
3	AS REQ'D	EA	GIRDER MI-90 3M	1	AS REQ'D	304798
4	AS REQ'D	EA	STRUT HS-158-12/HDG 10'	1	AS REQ'D	407570
5	6	EA	CONNECTOR MIC-90-U	4	2	304803
6	12	EA	HEX HEAD BOLT 1/2"X1-1/2" HDG	VARIES	VARIES	SPECIAL
7	12	EA	WASHER 1/2" HDG	VARIES	VARIES	SPECIAL
8	12	EA	WING NUT MQM-F1/2"-F	25	1	304137
9	12	EA	CHANNEL END CAP MEK RED	50	1	244886
10	2	EA	GIRDER END CAP MIA-EC90	25	1	432077
11	12	EA	ONEHAND SCREW MIA-OH90	10	2	304889
12	12	EA	MI HEX NUT M12-F-SL-WS 3/4"	100	1	382897
13	1	PR	CONNECTOR MIC-T	2	1	304807

\\hilti.com\US\TEAMS\installations\Projects\TYPICALS\CABLE TRAY (CT)\CAD\CT-TR03-S.dwg, 12/23/2014 1:34:57 PM