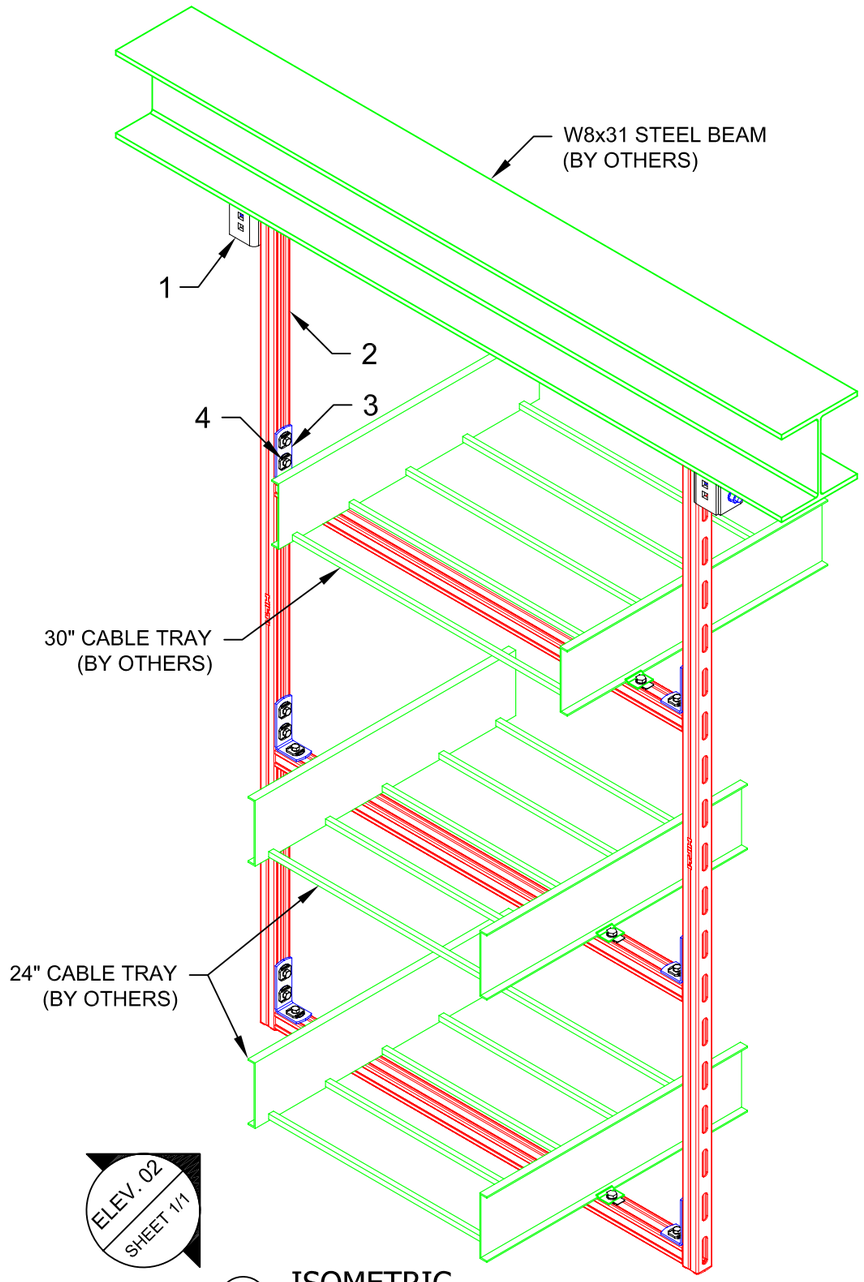

01 ISOMETRIC
N.T.S.

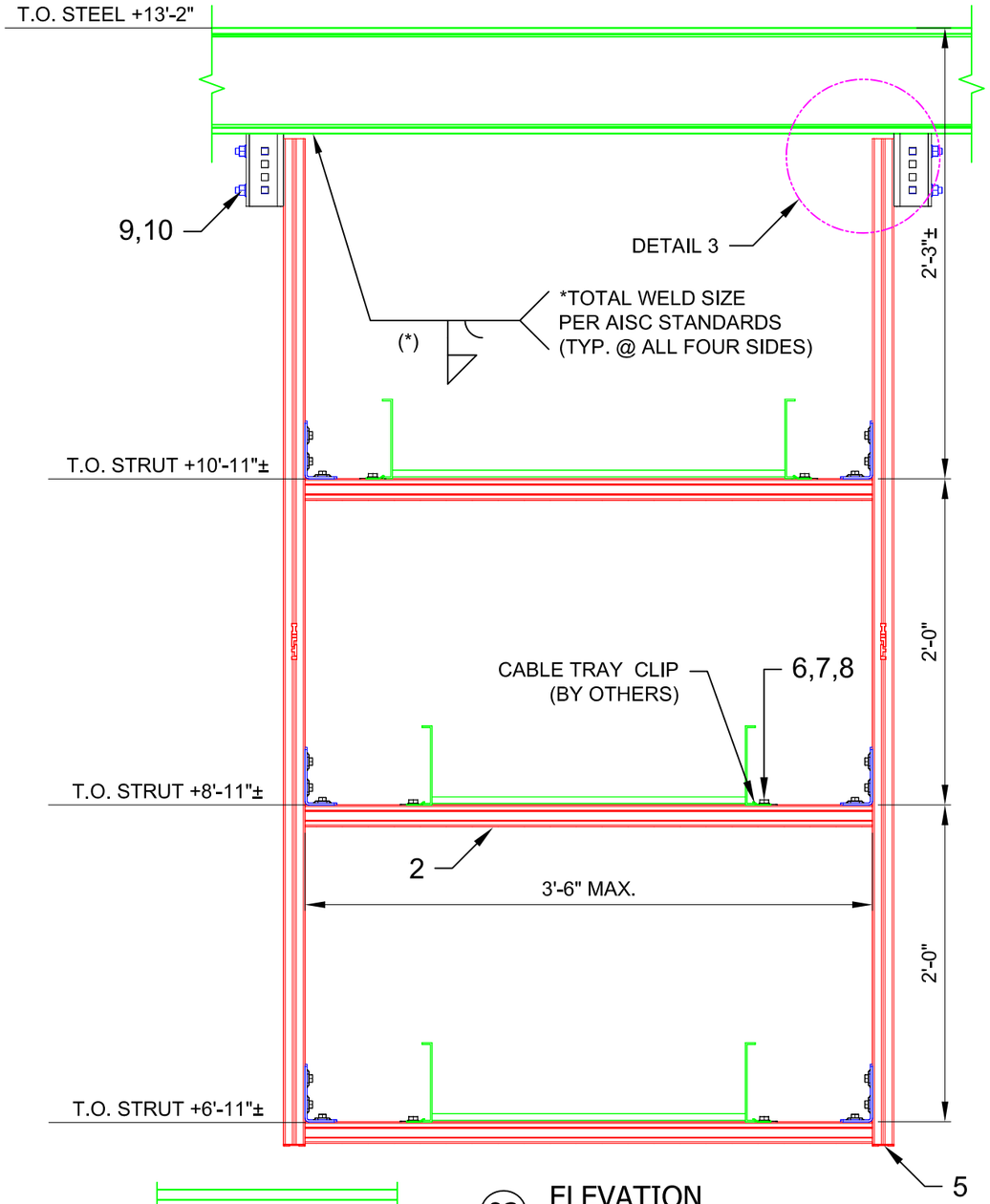

02 ELEVATION
N.T.S.

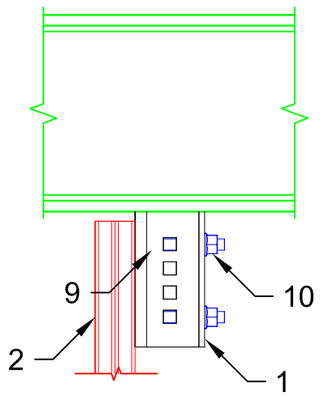

03 DETAIL
N.T.S.

No.	Unit Qty	Unit	Description	Box Qty	# Boxes Needed	Item No.
1	2	EA	CONNECTOR MIC-SC90	2	1	304824
2	AS REQ'D	EA	STRUT HS-158-12/HDG 10'	1	AS REQ'D	407570
3	6	EA	3-HOLE ANGLE MQW-3-F	20	1	304172
4	18	EA	CHANNEL CONNECTOR MQN-HDG PLUS	50	1	387779
5	2	EA	CHANNEL END CAP MEK RED	50	1	244886
6	6	EA	HEX HEAD BOLT 3/8" x 1-1/4" HDG	VARIES	VARIES	SPECIAL
7	6	EA	WASHER 3/8" HDG	VARIES	VARIES	SPECIAL
8	6	EA	WING NUT MQM-F3/8"-F	25	1	304136
9	4	EA	ONEHAND SCREW MIA-OH90	10	1	304889
10	4	EA	MI HEX NUT M12-F-SL-WS 3/4"	100	1	382897

NOTE(S):

1. PRELIMINARY NOT FOR CONSTRUCTION
2. DESIGN ASSUMPTIONS:
   a. DESIGN LOADS (STATIC, U.N.O.):
      DL:60 lb/ft PER CABLE TRAY
   b. LATERAL LOADS NOT CONSIDERED
   c. CORROSION RESISTANCE REQD.:HDG
   d. MAX. SUPPORT SPACING = 8'-10"
2. REFER TO COMPONENT MANUFACTURER'S IFUs FOR REQUIRED INSTALLATION INFO.
3. VERIFY FIELD CONDITIONS PRIOR TO ORDERING & INSTALLATION.
4. ADEQUACY OF CABLE TRAY MAX. SPAN NOT VERIFIED BY HILTI.
5. UNIT WEIGHT OF FRAMING AS FOLLOWS:
   a. STRUT HS-158-12/PG: 1.881 lb/ft

All loading and design criteria supplied by customer is assumed accurate. Only the stated Design Assumptions were considered, and must be verified by the responsible Engineer of Record (EOR). The basis of Hilti component and connection design is the published data in the current Hilti Technical Guide, including material and cross-section properties, allowable load values, factors of safety, methods of calculation, and limiting factors. The EOR must verify suitability for any specific application, and the capacity of the supportive structure to receive the shown configuration and associated reaction loads. Modification to components and/or design may alter performance and must be evaluated by the EOR.

TYPICAL DETAIL TYPE:

CABLE TRAY SUPPORT

TYPICAL DETAIL DESCRIPTION:

TRAPEZE - 3 TIER

DESIGNED BY:	REVIEWED BY:
KL	AJV
DRAWN BY:	ISSUE DATE:
BAP	03 DEC 14

REVISIONS:

NO:	DESCRIPTION:	DATE:
A	ORIGINAL ISSUE	03 DEC 14

TYPICAL DETAIL NOMENCLATURE:

CT-TR51-S

DRAWING NUMBER:	SHEET:
01	1/1

\\hilti.com\US\TEAMS\installations\Projects\TYPICALS\TYPICAL LIBRARY\CABLE TRAY (CT)\CAD\CT-TR51-S.dwg, 12/23/2014 1:46:10 PM