



All loading and design criteria supplied by customer is assumed accurate. Only the stated Design Assumptions were considered, and must be verified by the responsible Engineer of Record (EOR). The basis of Hilti component and connection design is the published data in the current Hilti Technical Guide, including material and cross-section properties, allowable load values, factors of safety, methods of calculation, and limiting factors. The EOR must verify suitability for any specific application, and the capacity of the supportive structure to receive the shown configuration and associated reaction loads. Modification to components and/or design may alter performance and must be evaluated by the EOR.

TYPICAL DETAIL TYPE:
PIPE SUPPORT

TYPICAL DETAIL DESCRIPTION:
GOALPOST - SINGLE

DESIGNED BY: KL
REVIEWED BY: AJV

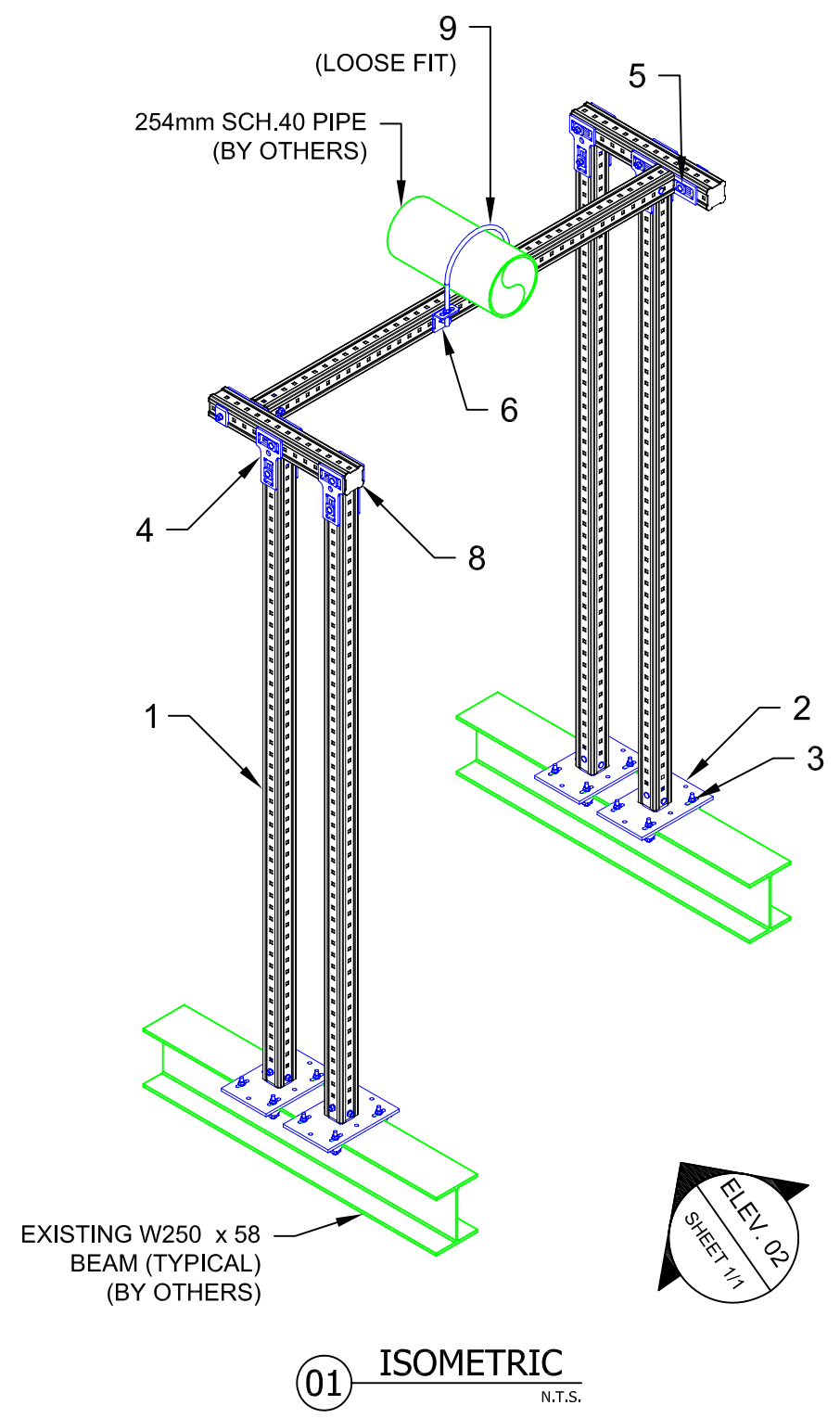
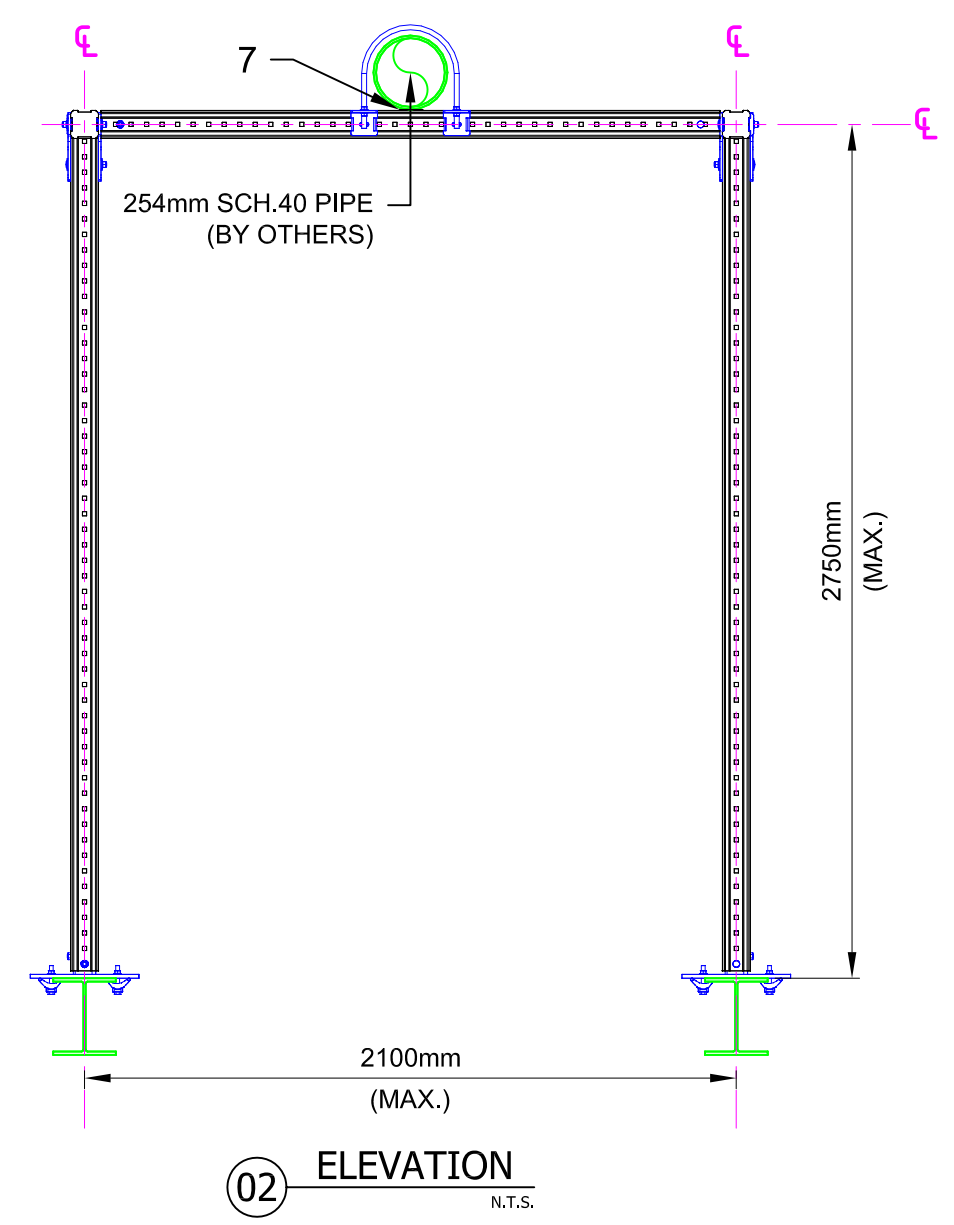
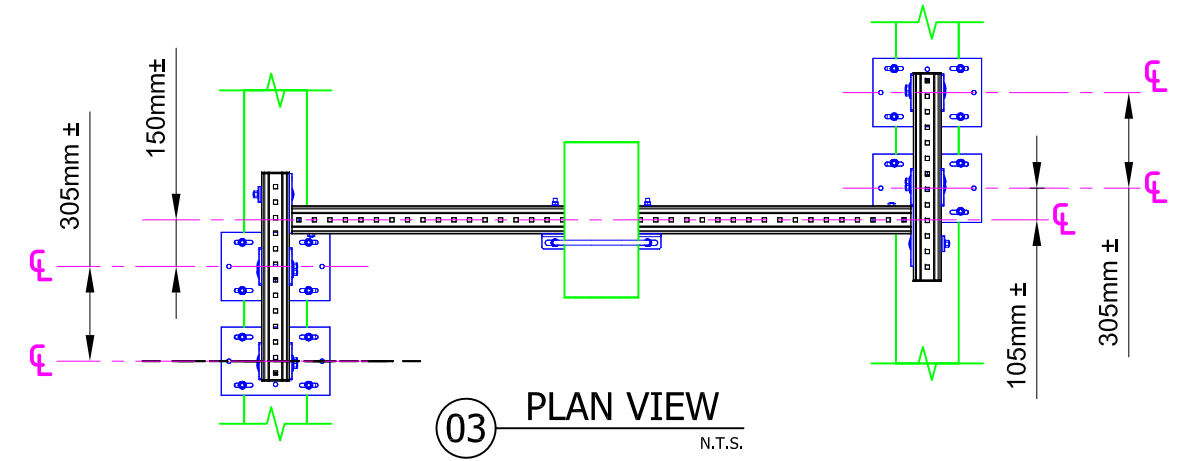
DRAWN BY: HAM
ISSUE DATE: 09 DEC 14

REVISIONS:

NO.	DESCRIPTION:	DATE:
A	ORIGINAL ISSUE	09 DEC 14

TYPICAL DETAIL NOMENCLATURE:
P-GP06-S

DRAWING NUMBER: 01
SHEET: 1/1



ELEV. 02
SHEET 1/1

No.	Unit Qty	Unit	Description	Box Qty	# Boxes Needed	Item No.
1	AS REQ'D	EA	GIRDER MI-90 3M	1	AS REQ'D	304798
2	4	EA	CONNECTOR MIC-S90-B STEEL	2	2	304813
3	16	EA	BEAM CLAMP MI-SGC-M12	16	1	233859
4	4	PR	CONNECTOR MIC-T	2	2	304807
5	2	EA	CONNECTOR MIC-90-U	4	1	304803
6	1	PR	CONNECTOR U-BOLT MIC-UB90-M16	6	1	304834
7	1	EA	CONNECTOR PIPE SHOE MIC-PG	10	1	304842
8	4	EA	GIRDER END CAP MIA-EC90	25	1	432077
9	1	EA	U-BOLT	VARIABLES	VARIABLES	SPECIAL

NOTE(S):

- PRELIMINARY NOT FOR CONSTRUCTION
- DESIGN ASSUMPTIONS:
 - DESIGN LOADS (STATIC, U.N.O.):
DL: 4.3 kN
 - LATERAL LOADS NOT CONSIDERED
 - CORROSION RESISTANCE REQD.: HDG
- ALL LOADS ASSUMED TO ACT AT CENTER OF PIPE(S), U.N.O.
- REFER TO COMPONENT MANUFACTURER'S IFUs FOR REQUIRED INSTALLATION INFO.
- E.O.R. MUST BE NOTIFIED OF ANY DEVIATIONS FROM EXISTING SUBSTRATE CONDITIONS SHOWN HEREIN TO VALIDATE ACCEPTANCE OF THIS HILTI DESIGN PRIOR TO INSTALLATION.
- ADEQUACY OF EXISTING STEEL FRAMING NOT VERIFIED BY HILTI.

W:\hilti.com\us\TEAMS\Installations\Projects\TYPICAL LIBRARY\PIPING (P)\CAD\IP-GP06-S.dwg, 12/29/2014 2:59:29 PM