

All loading and design criteria supplied by customer is assumed accurate. Only the stated Design Assumptions were considered, and must be verified by the responsible Engineer of Record (EOR). The basis of Hilti component and connection design is the published data in the current Hilti Technical Guide, including material and cross-section properties, allowable load values, factors of safety, methods of calculation, and limiting factors. The EOR must verify suitability for any specific application, and the capacity of the supportive structure to receive the shown configuration and associated reaction loads. Modification to components and/or design may alter performance and must be evaluated by the EOR.

PROJECT NAME:

EQUIPMENT SUPPORT

SERVICE REQUEST DESCRIPTION:

TRANSFORMER SUPPORT

DESIGNED BY:

CAA

REVIEWED BY:

MES

DRAWN BY:

GAB

ISSUE DATE:

26 FEB 15

REVISIONS:

NO.	DESCRIPTION:	DATE:
A	ORIGINAL ISSUE	26 FEB 15

SERVICE REQUEST NUMBER:

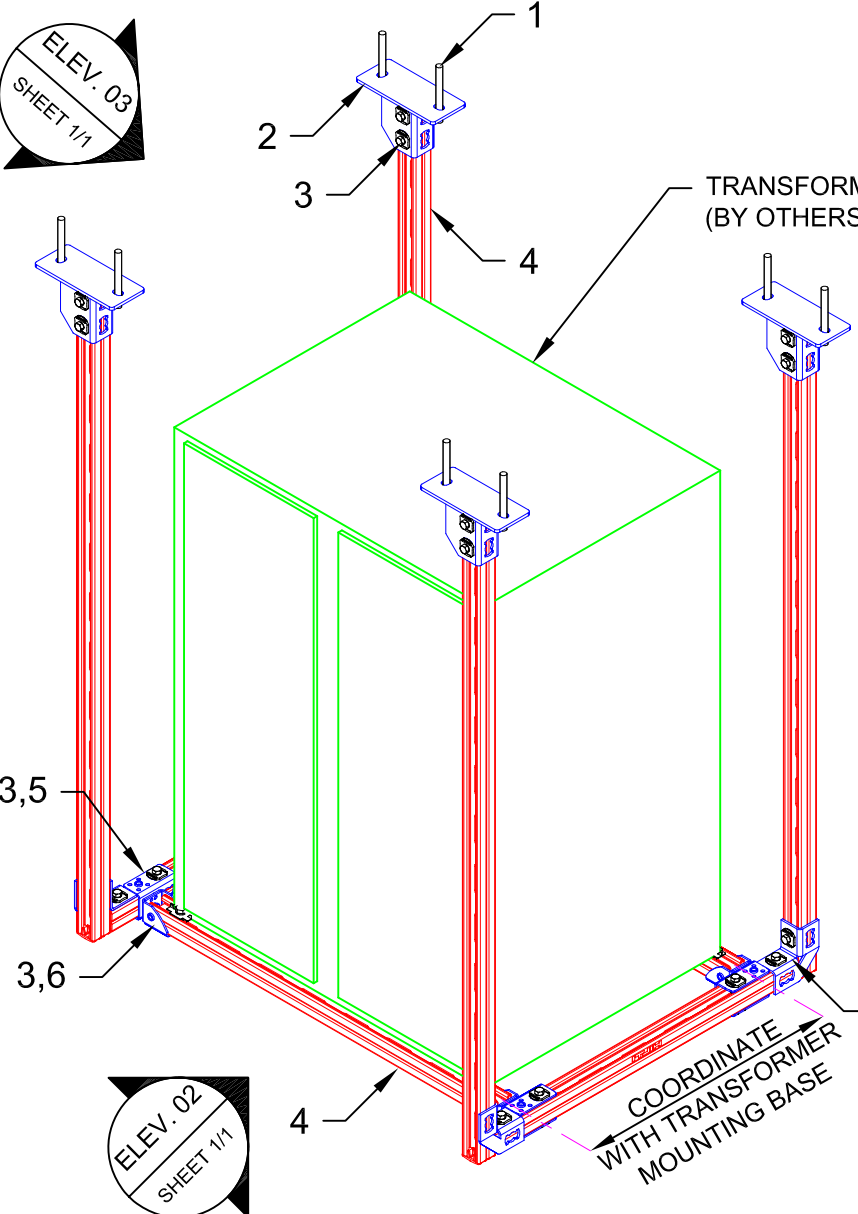
EQP-50-C

DRAWING NUMBER:

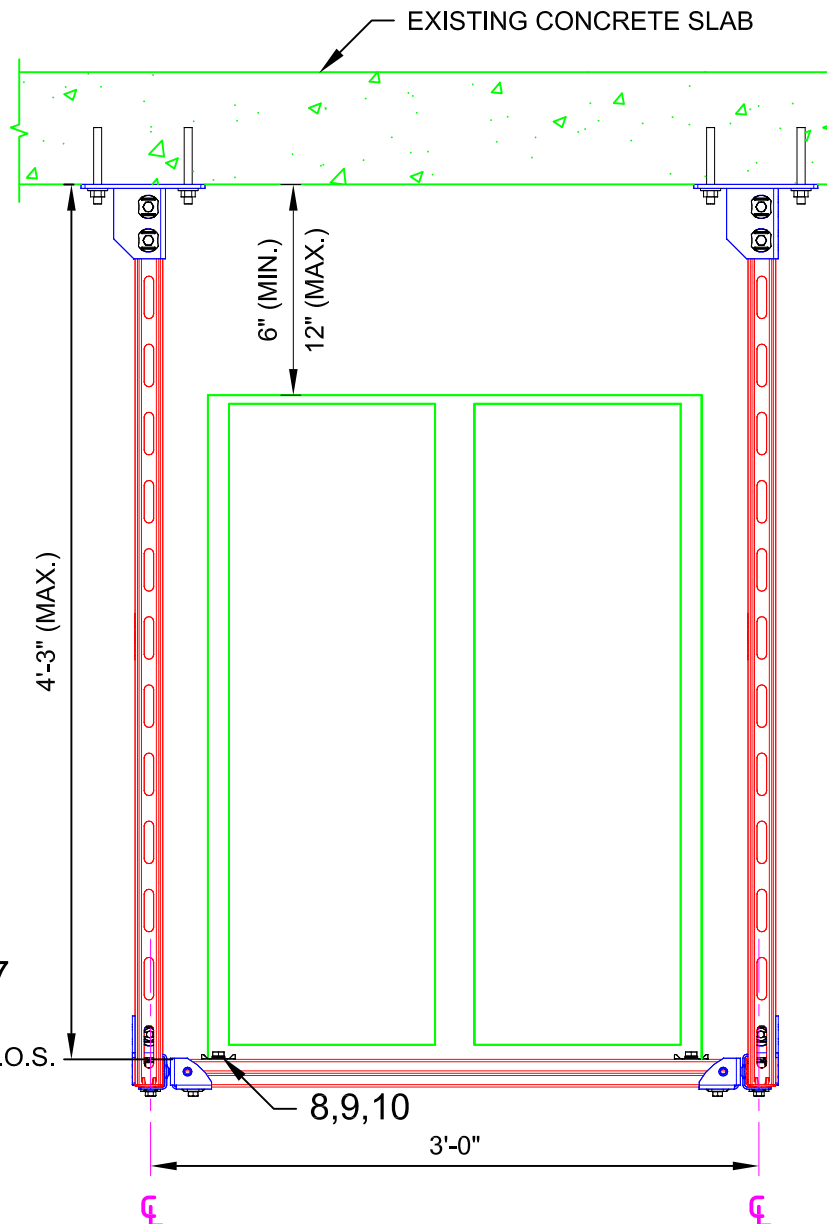
01

SHEET:

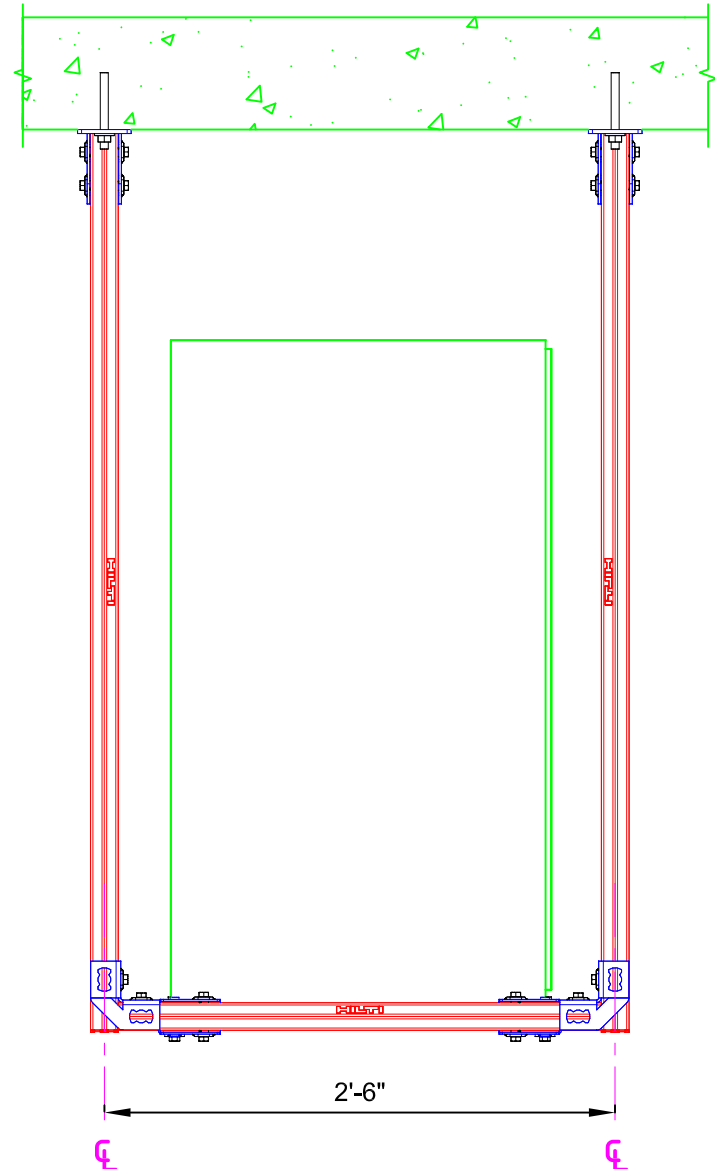
1/1



01 ISOMETRIC
N.T.S.



02 ELEVATION
N.T.S.



03 ELEVATION
N.T.S.

NOTE(S):

- PRELIMINARY, NOT FOR CONSTRUCTION
- DESIGN ASSUMPTIONS:
 - NO LOADS CONSIDERED - CONCEPT ONLY
 - LATERAL LOADS NOT CONSIDERED
 - BUILDING CODE: NOT SPECIFIED
 - CORROSION RESISTANCE REQD.: NOT SPECIFIED
- REFER TO COMPONENT MANUFACTURER'S IFUs FOR REQUIRED INSTALLATION INFO.
- E.O.R. MUST BE NOTIFIED OF ANY DEVIATIONS FROM EXISTING/ NEW SUBSTRATE CONDITIONS SHOWN HEREIN TO VALIDATE ACCEPTANCE OF THIS HILTI DESIGN PRIOR TO INSTALLATION.

KVA	Dimension
15 KVA	23"(LONG)x16 1/2"(WIDE)x30"(HIGH)
30 KVA	23"(LONG)x16 1/2"(WIDE)x30"(HIGH)
45 KVA	23"(LONG)x16 1/2"(WIDE)x30"(HIGH)
75 KVA	29"(LONG)x22"(WIDE)x39"(HIGH)

No.	Unit Qty	Unit	Description	Box Qty	# Boxes Needed	Item No.
1	8	EA	USE 1/2" KB-TZ AS APPROPRIATE	VARIES	VARIES	VARIES
2	4	EA	RAIL SUPPORT MQP-21-72	12	1	369651
3	36	EA	CHANNEL CONNECTOR MQN	50	1	369623
4	AS REQ'D	EA	STRUT HS-1316-12/PG 10' B2B	1	AS REQ'D	2007081
5	4	EA	BASIC PART MQ3D-B	20	1	369694
6	4	EA	ANGLE MQ3D-W90	20	1	369695
7	4	EA	4-HOLE ANGLE MQW-4	10	1	369658
8	4	EA	HEX HEAD BOLT 3/8"x1"	VARIES	VARIES	SPECIAL
9	4	EA	WASHER 3/8"	200	1	411757
10	4	EA	WING NUT MQM-F3/8"	50	1	377882



All loading and design criteria supplied by customer is assumed accurate. Only the stated Design Assumptions were considered, and must be verified by the responsible Engineer of Record (EOR). The basis of Hilti component and connection design is the published data in the current Hilti Technical Guide, including material and cross-section properties, allowable load values, factors of safety, methods of calculation, and limiting factors. The EOR must verify suitability for any specific application, and the capacity of the supportive structure to receive the shown configuration and associated reaction loads. Modification to components and/or design may alter performance and must be evaluated by the EOR.

PROJECT NAME:
EQUIPMENT SUPPORT

SERVICE REQUEST DESCRIPTION:
TRAPEZE SUPPORT

DESIGNED BY: MES	REVIEWED BY: AJV
---------------------	---------------------

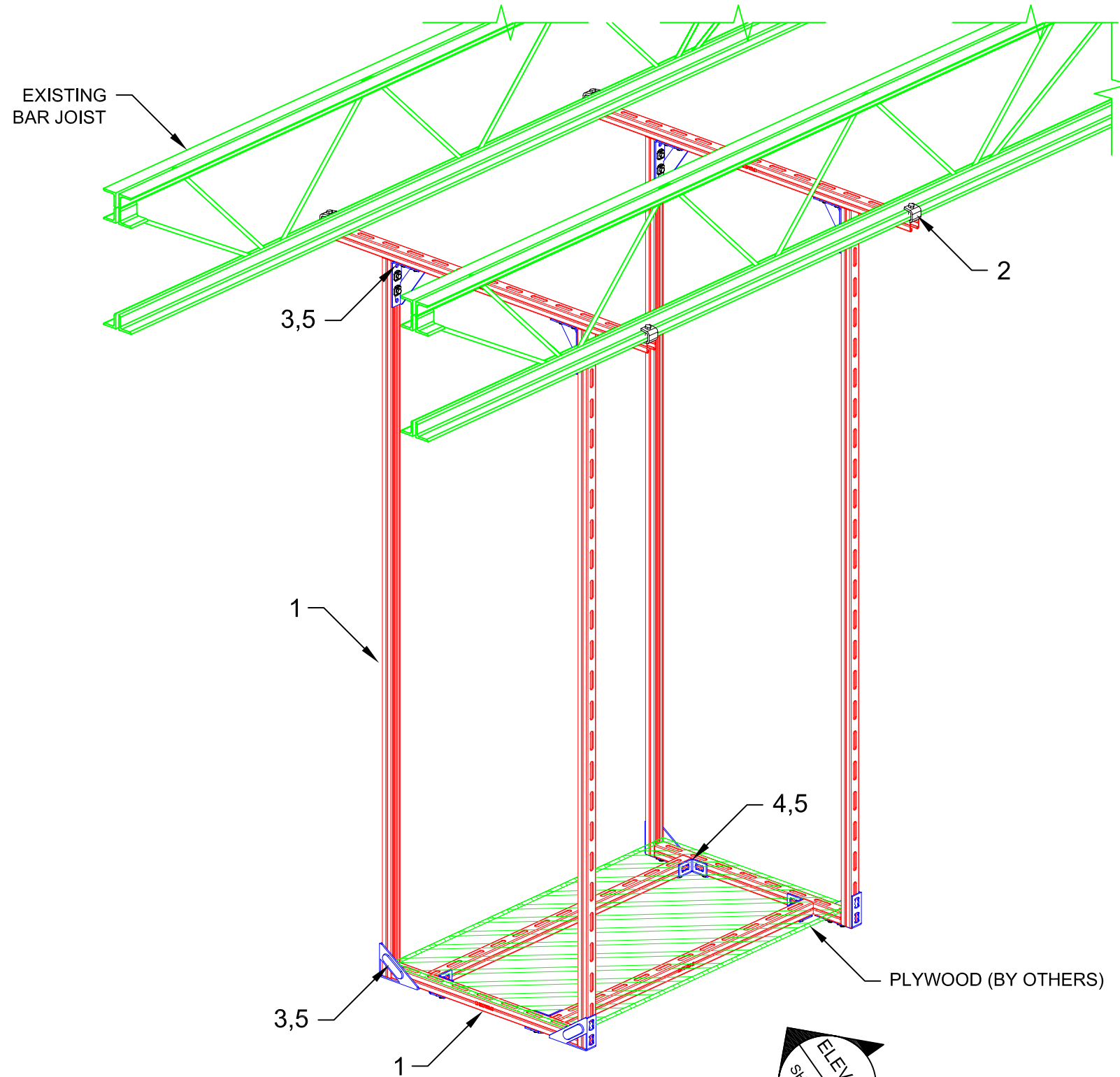
DRAWN BY: HAM	ISSUE DATE: 26 FEB 15
------------------	--------------------------

REVISIONS:

NO.	DESCRIPTION:	DATE:
A	ORIGINAL ISSUE	26 FEB 15

SERVICE REQUEST NUMBER:
EQP - 51 - S

DRAWING NUMBER: 01	SHEET: 1/2
------------------------------	----------------------



ELEV . 02
SHEET 2/2

01 ISOMETRIC
N.T.S.

ELEV . 03
SHEET 2/2

No.	Unit Qty	Unit	Description	Box Qty	# Boxes Needed	Item No.
1	7	EA	STRUT HS-158-12/PG 10'	1	7	407555
2	4	EA	BC-A (25/BOX)	25	1	306570
3	8	EA	ANGLE BRACKET MQW-S/1	10	1	369664
4	4	EA	4-HOLE ANGLE MQW-4	10	1	369658
5	32	EA	CHANNEL CONNECTOR MQN	50	1	369623

- NOTE(S):
- PRELIMINARY, NOT FOR CONSTRUCTION
 - DESIGN ASSUMPTIONS:
 - NO LOADS CONSIDERED - CONCEPT ONLY
 - LATERAL LOADS NOT CONSIDERED
 - BUILDING CODE: NOT SPECIFIED
 - CORROSION RESISTANCE REQD.: NOT SPECIFIED
 - REFER TO COMPONENT MANUFACTURER'S IFUs FOR REQUIRED INSTALLATION INFO.
 - E.O.R. MUST BE NOTIFIED OF ANY DEVIATIONS FROM EXISTING/ NEW SUBSTRATE CONDITIONS SHOWN HEREIN TO VALIDATE ACCEPTANCE OF THIS HILTI DESIGN PRIOR TO INSTALLATION.



All loading and design criteria supplied by customer is assumed accurate. Only the stated Design Assumptions were considered, and must be verified by the responsible Engineer of Record (EOR). The basis of Hilti component and connection design is the published data in the current Hilti Technical Guide, including material and cross-section properties, allowable load values, factors of safety, methods of calculation, and limiting factors. The EOR must verify suitability for any specific application, and the capacity of the supportive structure to receive the shown configuration and associated reaction loads. Modification to components and/or design may alter performance and must be evaluated by the EOR.

PROJECT NAME:

EQUIPMENT SUPPORT

SERVICE REQUEST DESCRIPTION:

TRAPEZE SUPPORT

DESIGNED BY:

MES

REVIEWED BY:

AJV

DRAWN BY:

HAM

ISSUE DATE:

26 FEB 15

REVISIONS:

NO:	DESCRIPTION:	DATE:
A	ORIGINAL ISSUE	26 FEB 15

SERVICE REQUEST NUMBER:

EQP - 51 - S

DRAWING NUMBER:

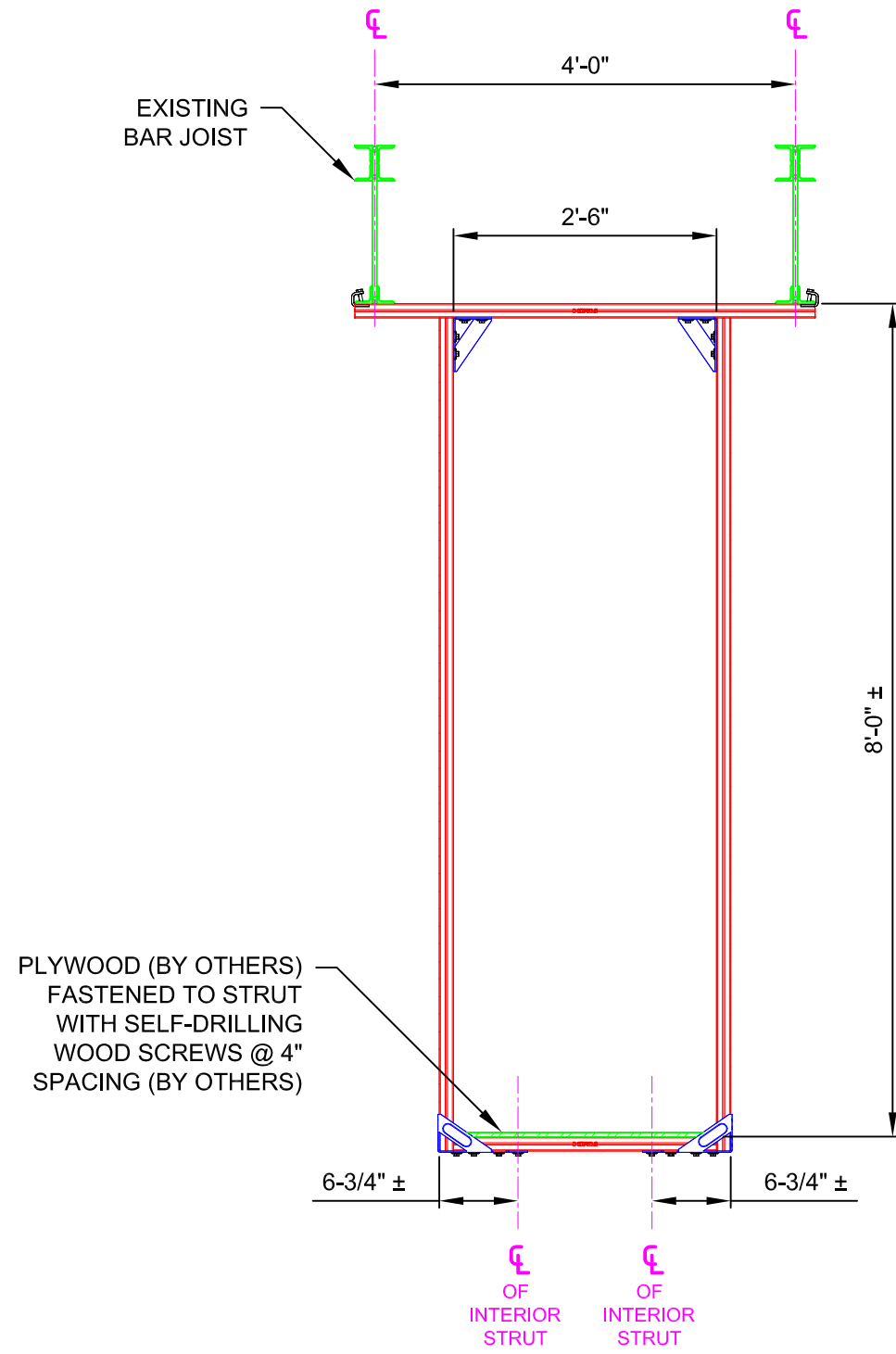
01

SHEET:

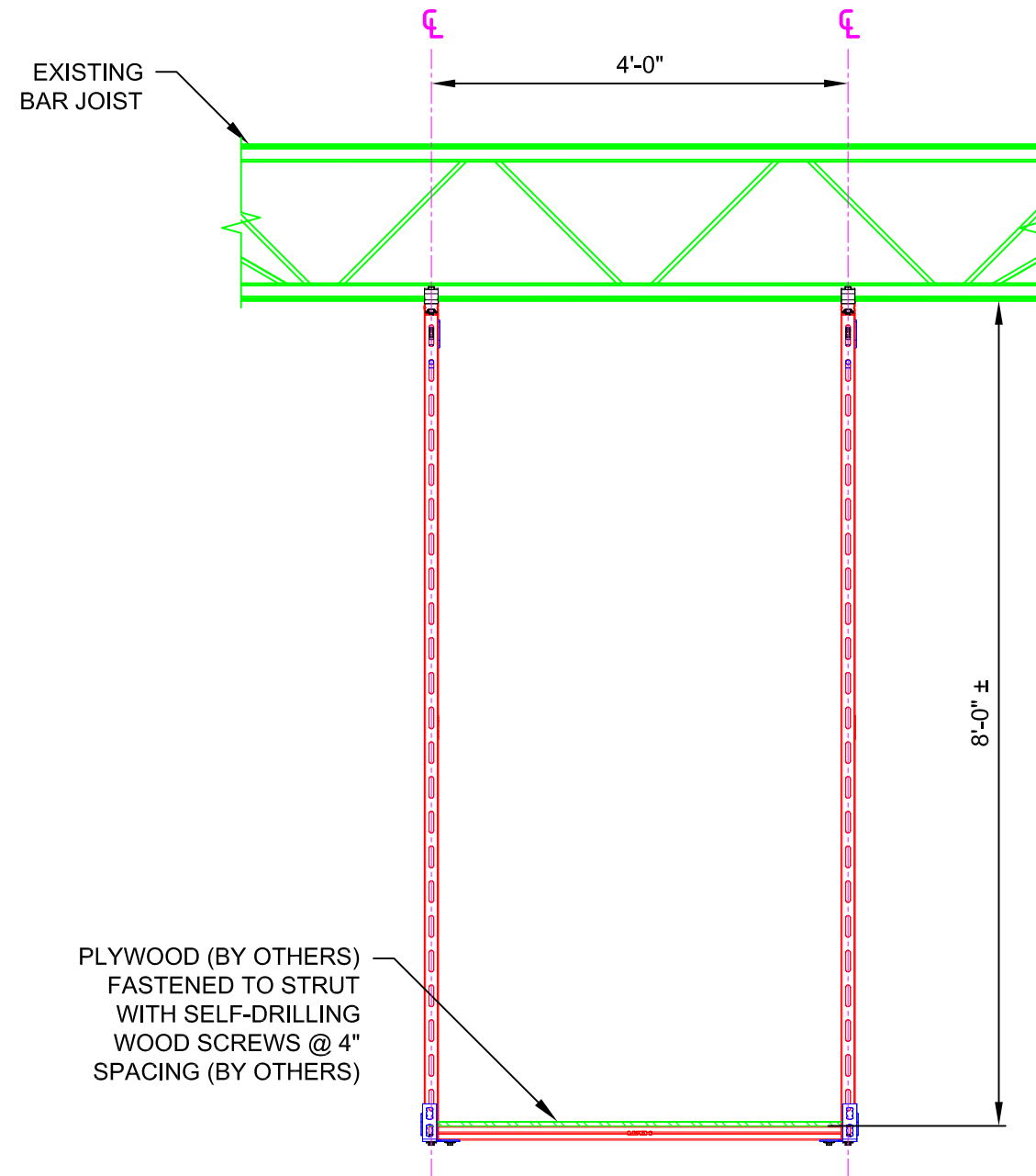
2/2

NOTE(S):

1. REFER TO SHEET 1 FOR APPLICABLE NOTE(S).



02 ELEVATION
N.T.S.



03 ELEVATION
N.T.S.