




# HILTI SUBMITTAL PACKAGE OSHA 1926.1153 TABLE 1, SECTION X

## Jackhammers and handheld powered chipping tools

Current Hilti breakers with dust control solutions:

- TE 500-AVR (DRS-B)
- TE 700-AVR (DRS-B)
- TE 800-AVR (DRS-B)
- TE 1000-AVR (DRS-B)
- TE 1500-AVR (DRS-B)
- TE 3000-AVR (DRS 3000)

 For instructions on how to assemble these systems, please refer to the Hilti North America Youtube page

 DRS-B

# TABLE 1 REQUIREMENTS

These systems fall under table 1, **section x: jackhammers and handheld powered chipping tools**. In order to be table 1 compliant, the below requirements must be met:

- Use tool with water delivery system that supplies a continuous stream or spray of water at the point of impact

or

- Use tool equipped with commercially available shroud or cowling with dust collection system
- Operate and maintain tool in accordance with manufacturer’s instructions to minimize dust emissions
- Dust collector must provide the air flow recommended by the tool manufacturer, or greater
- Have a filter with 99% or greater efficiency and a filter-cleaning mechanism

Table 1 requires a respirator to be worn in certain environments based on the time of the application. Check below to see when an APF 10 respirator must be worn.



















Equipment / Task	Engineering and work practice control methods	Required respiratory protections and minimum Assigned Protection Factor (APF)	
		≤ 4 hours / shift	> 4 hours / shift
(x) Jackhammers and handheld powered chipping tools	Use tool with water delivery system that supplies a continuous stream or spray of water at the point of impact.	None	APF 10
	<ul style="list-style-type: none"> <li>• When used outdoors</li> <li>• When used indoors or in an enclosed area</li> </ul>	APF 10	APF 10
OR			
	Use tool equipped with commercially available shroud and dust collection system.		
	Operate and maintain tool in accordance with manufacturer’s instructions to minimize dust emissions.		
	Dust collector must provide the air flow recommended by the tool manufacturer, or greater, and have a filter with 99% or greater efficiency and a filter-cleaning mechanism.		
	<ul style="list-style-type: none"> <li>• When used outdoors</li> <li>• When used indoors or in an enclosed area</li> </ul>	None	APF 10
		APF 10	APF 10

Check below to see how your system can be compliant with 1926.1153 Table 1. To verify the generation of your tool, check the rating plate, or call Hilti at 800-879-8000 with your serial number. To check fit of the DRS-B with older tool generations, check the sticker on the inside of the case on the DRS-B, or refer to the instruction manual.

Tool models	Accessory	Vacuums (can use any)	Method of compliance
TE 50 / 56 / 60 / 70 / 76 / 80 TE 505 / 500-AVR TE 706 / 700-AVR TE 805 / TE 800-AVR TE 905 TE 1000-AVR TE 1500-AVR	DRS-B Item number 365944	VC 125-6 VC 125-9 VC 20-U VC 40-U VC 40-UE VC 150-6 X VC 150-10 X VC 150-6 XE VC 150-10 XE VC 300-17 X	All table 1 compliant
TE 3000-AVR	DRS 3000 Item number 2171779		

# SYSTEM OVERVIEW

Hilti combihammers, hammers and breakers are table 1 compliant through use of a dust collection shroud hooked up to a vacuum that meets table 1 requirements. Hilti currently offers the below systems with this configuration:

Tool	Accessory	Vacuum (use any)	
 TE 500-AVR		 VC 125-6	 VC 125-9
 TE 700-AVR		 VC 20-U	 VC 150-6 X
 TE 800-AVR	 TE DRS-B	 VC 150-6 XE	 VC 40-U
 TE 1000-AVR		 VC 150-10 X	 VC 40-UE
 TE 1500-AVR		 VC 150-10 XE	 VC 300-17 X
 TE 3000-AVR	 TE DRS 3000		

Note: previous generations of tools may have different item numbers or nomenclature. Check with your local Hilti representative or product instruction manual to verify